

1

What is the value of $|3x - 2|$ when $x = -7$?

- A -23
- B -19
- C 19
- D 23

2.

Use the chart to answer the question.

Hospital Volunteer Hours	
Name	Hours Worked
Jan	104
Amy	98
Tom	120
Chris	105
Stephanie	102

What is the median number of hours these students worked?

- A 100
- B 103
- C 104
- D 120

3.

Shelby will take a total of 6 tests. On the first 5 tests, her scores were: 80, 85, 73, 78, 90. If she wants a mean grade of 80, what does Shelby have to score on her 6th test?

- A 74
- B 80
- C 84
- D 90

4.

Which expression is a factor of $4x^2 + 10x + 6$?

- A $2(x+3)$
- B $2x+3$
- C $4(x+3)$
- D $4x+3$

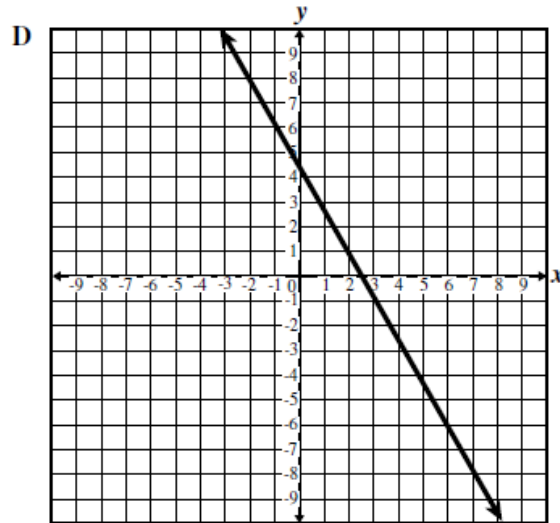
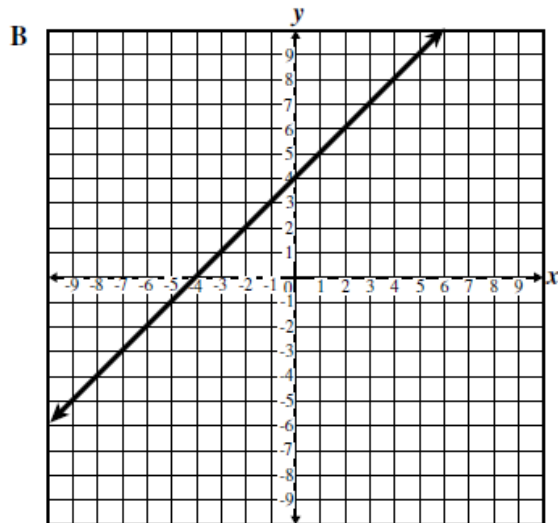
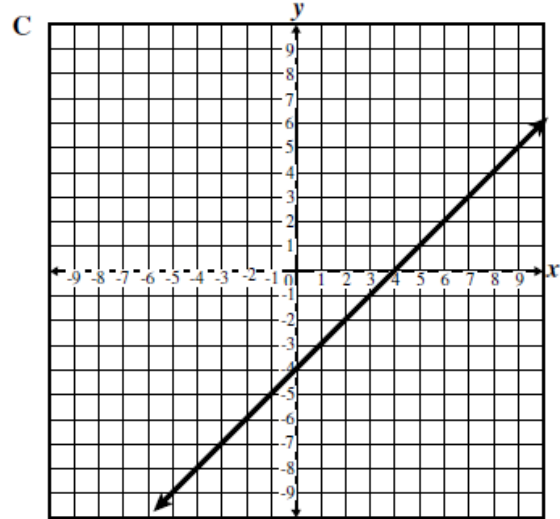
5.

For the scale model of an airplane Jaime is building, 4 feet is proportional to 6 inches. If the length of the airplane Jaime is modeling is 20 feet, what will be the length of his model?

- A 13 inches
- B 24 inches
- C 28 inches
- 30 inches

6.

Which graph shows the line that goes through the point $(3, -1)$ and has a y-intercept of -4 ?



7.

Which expression is equivalent to $(2x + 4) - (3x^2 + 2x - 1)$?

- A $-3x^2 + 3$
- B $-3x^2 + 5$
- C $-3x^2 + 4x + 3$
- D $-6x^3 - 16x^2 - 6x + 4$

8.

Which expression is equivalent to $\frac{2^4 ab^5}{4a^4 b^2}$?

- A $\frac{2b^7}{a^5}$
- B $\frac{4b^3}{a^3}$
- C $2a^3 b^3$
- D $4a^5 b^7$

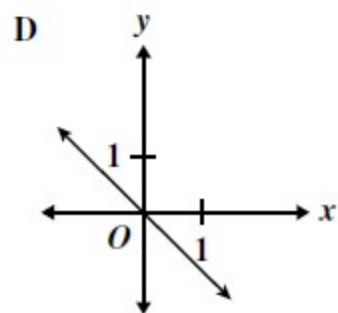
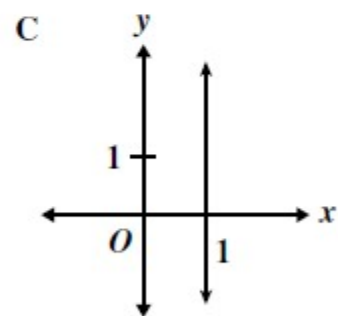
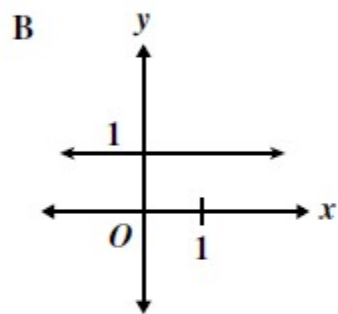
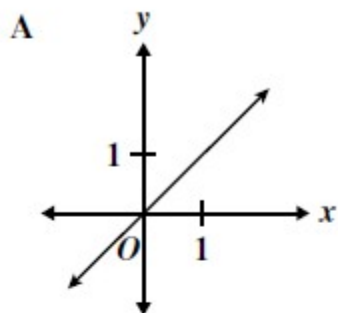
9.

What percent of 250 is 75?

- A 3%
- B 5%
- C 30%
- D 50%

10.

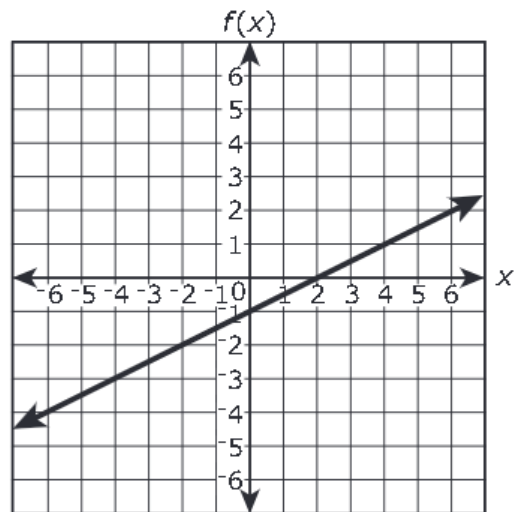
Which of the following is the graph of a line with a slope of 1?



BONUS

11.

The graph of the function $f(x) = -1 + 0.5x$ is shown on the coordinate plane.
For what value of x does $f(x) = 0$?



Ans.....